

DIGITAL BD

CHIEF EXECUTIVE OFFICER: Ralph Dillon PH (949) 280-8591 EMAIL: ralph@digitalbd.io DATE: 4-20-2026

KEY DATA POINTS INSIDE

Daily Short Volume

Naked Short Volume

Market Maker Friction

RECENT IBG NEWS

ACCESS Newswire 13d ago

Innovation Beverage Group and BlockFuel Energy Provide Operational Update on Well Reactivation, Initial Production and Development Progress

BFE reports that 15 wells are currently producing and 5 wells are in the process of completing reactivation, with all expected to be online by the end of this week. These efforts are part of BlockFuel's near-term strategy to restore oil production capabilities to existing wellbores through cost-efficient reactivation initiatives.

GlobeNewswire 26d ago

Innovation Beverage Group Ltd. Announces Acquisition of Controlling Interest in BlockFuel Energy Inc. and Execution of Amended Merger Agreement

GlobeNewswire 2mo ago

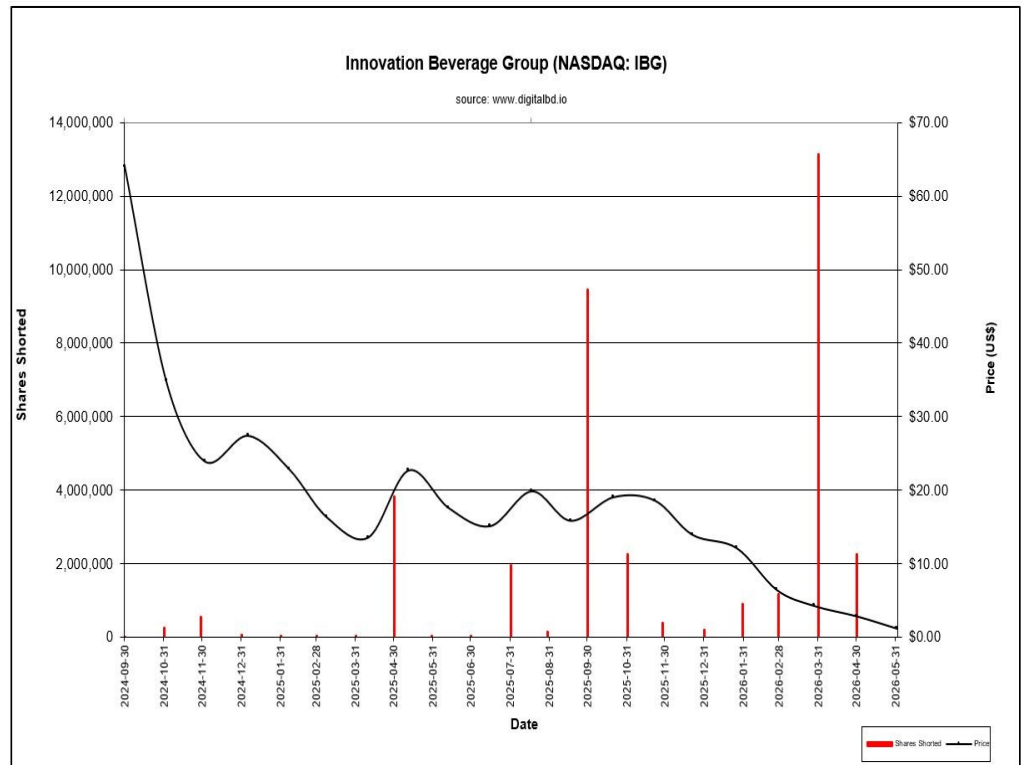
Innovation Beverage Group Announces Reverse Stock Split

ACCESS Newswire 10mo ago

Sidoti Events, LLC's Virtual May Micro-Cap Conference

DIGITAL BD offers a proprietary research and trading service uncovering illegal naked short selling in stocks on the NASDAQ, NYSE, NYSE American, OTCBB & PINKSHEETS. For more information please visit www.DigitalBD.io

IBG SHORT SELLERS



Starting in September 2024 short sellers began shorting shares of IBG. Shorts have continued their activity which warrants further investigation. Digital BD will report the results of its surveillance on a monthly basis.

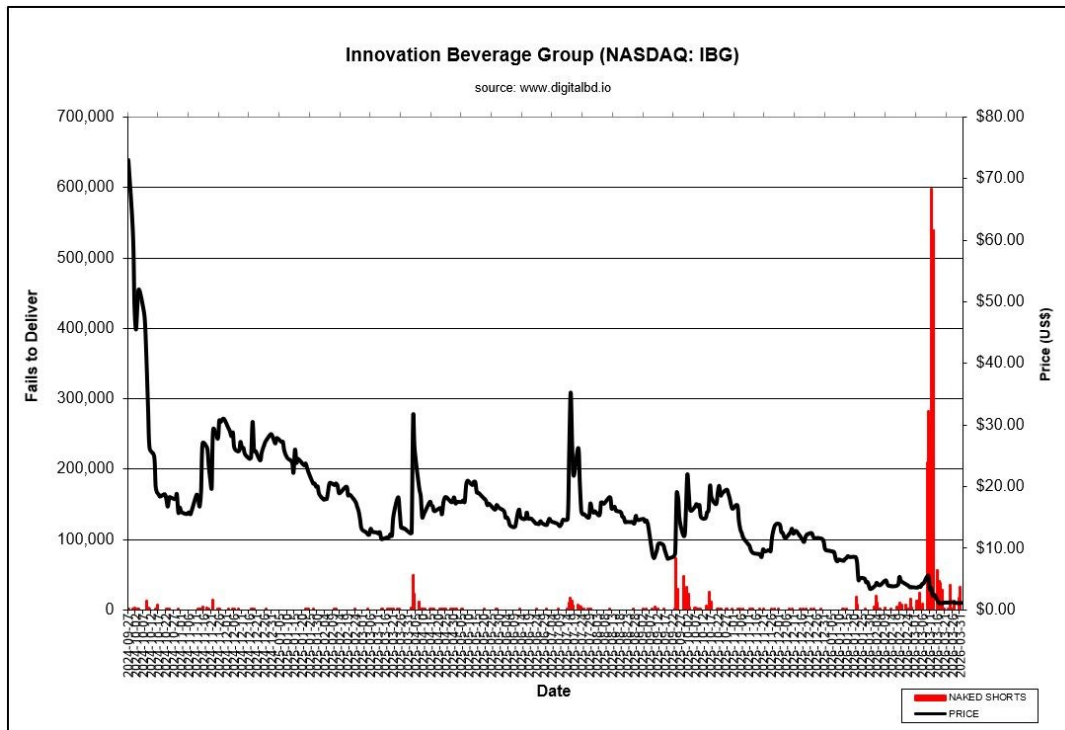
OVERVIEW OF IBG SHORT SALE DATA

After careful analysis of IBG short sale, naked short sale and market maker friction factor data it is clear that IBG has had issues with short sellers who have been continuously shorting 39.41% of all trading volume. Short sellers have been

building a sizable position in shares of IBG as a percentage of total trading volume and market makers have made a neutral market lately. New evidence of daily short sellers shorting shares of IBG has now come to light

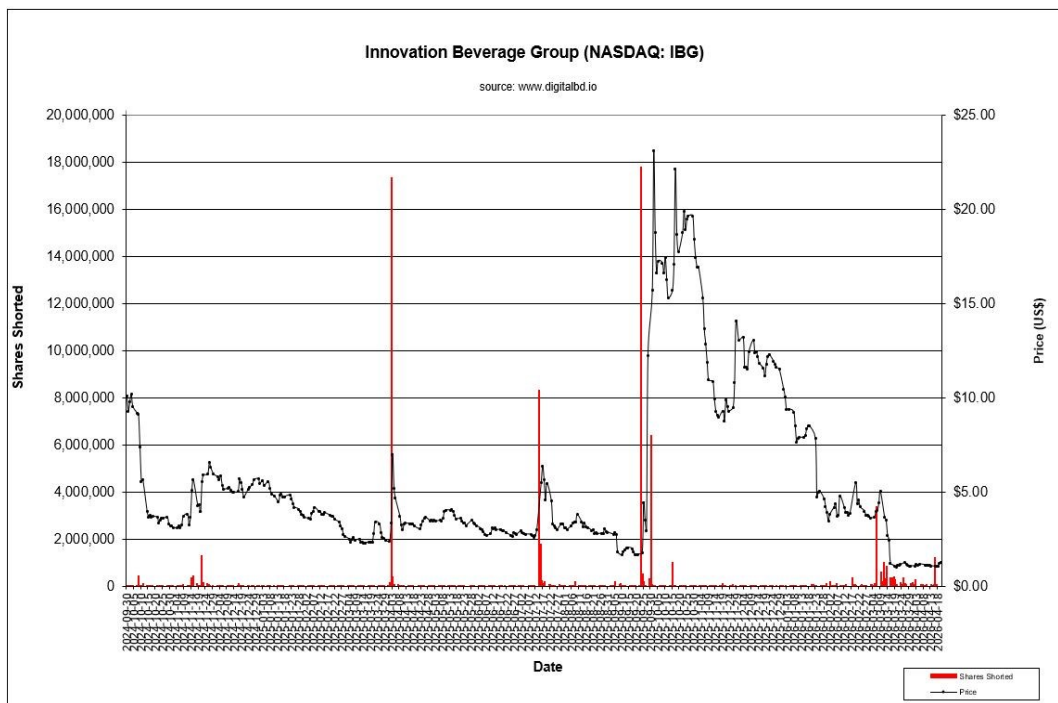
as the SEC has finally given Digital BD has access to DAILY short sale data which is updated every night. Protecting IBG from abusive shorting is a high priority.

US FAILURE TO DELIVER (NAKED SHORT) VOLUME STARTING SEPTEMBER 2024



Failures to Deliver in IBG have occurred as short sellers were lax at complying with Regulation SHO starting in late 2024. Digital BD will continue to monitor and report short sellers for non-compliance with Regulation SHO borrow requirements.

US DAILY SHORT SALE TRADING VOLUME STARTING SEPTEMBER 2024



Shorts have been shorting IBG on a daily basis. An average of 39.41% of daily trading volume is short selling. This is higher than what is considered normal.

US DAILY SHORT VOLUME CHART SHOWS AGGREGATE EXEMPT & NON-EXEMPT SHORT SALES

Date	ShortVolume	TotalVolume	Percent	SqueezeTrigger	\$Value
4/17/2026	72,601	336,844	21.55%	\$1.25	\$90,751
4/16/2026	1,202,220	2,427,041	49.53%	\$1.23	\$1,478,731
4/15/2026	64,659	148,513	43.54%	\$1.06	\$68,539
4/14/2026	39,874	157,145	25.37%	\$1.05	\$41,868
4/13/2026	72,816	198,050	36.77%	\$1.06	\$77,185
4/10/2026	64,391	191,981	33.54%	\$1.08	\$69,542
4/9/2026	23,684	98,027	24.16%	\$1.11	\$26,289
4/8/2026	51,606	196,294	26.29%	\$1.10	\$56,767
4/7/2026	84,357	372,435	22.65%	\$1.13	\$95,323
4/6/2026	81,177	199,127	40.77%	\$1.14	\$92,542
4/2/2026	298,162	845,780	35.25%	\$1.18	\$351,831
4/1/2026	94,216	233,926	40.28%	\$1.12	\$105,522
3/31/2026	151,804	395,793	38.35%	\$1.16	\$176,093
3/30/2026	119,140	217,804	54.70%	\$1.08	\$128,671
3/27/2026	88,472	315,644	28.03%	\$1.08	\$95,550
3/26/2026	110,184	345,804	31.86%	\$1.08	\$118,999
3/25/2026	367,466	1,150,622	31.94%	\$1.11	\$407,887
3/24/2026	64,751	242,983	26.65%	\$1.19	\$77,054
3/23/2026	173,400	520,751	33.30%	\$1.26	\$218,484
3/20/2026	90,139	270,303	33.35%	\$1.15	\$103,660
3/19/2026	300,738	753,551	39.91%	\$1.14	\$342,841
3/18/2026	395,080	1,025,468	38.53%	\$1.11	\$438,539
3/17/2026	379,683	1,007,488	37.69%	\$1.00	\$379,683
3/16/2026	385,733	1,121,546	34.39%	\$1.09	\$420,449
3/13/2026	845,742	4,392,382	19.25%	\$1.24	\$1,048,720
3/12/2026	333,193	709,276	46.98%	\$2.46	\$819,655
3/11/2026	998,378	1,793,559	55.66%	\$2.70	\$2,695,621
3/10/2026	187,093	396,791	47.15%	\$3.50	\$654,826
3/9/2026	598,893	1,318,723	45.41%	\$3.65	\$2,185,959
3/6/2026	3,395,338	15,622,776	21.73%	\$5.05	\$17,146,457
3/5/2026	109,366	260,025	42.06%	\$4.41	\$482,304
3/4/2026	54,037	124,731	43.32%	\$4.04	\$218,309
3/3/2026	76,133	173,539	43.87%	\$3.98	\$303,009
3/2/2026	74,444	127,358	58.45%	\$3.69	\$274,698
2/27/2026	39,231	60,204	65.16%	\$3.62	\$142,016
Total	76,239,809	193,432,444	39.41%	\$6.92	\$527,308,963

*Total includes data back to 9-30-24 and is split adjusted. Chart truncated for viewing.

MARKET MAKER SURVEILLANCE SYSTEM (FRICTION FACTOR)

Date	Change	BuyVol	SellVol	NetVol	Friction
4/20/2026	\$0.03	72,124	115,855	-43,731	Bullish Bias
4/17/2026	\$0.02	136,254	138,457	-2,203	Bullish Bias
4/16/2026	\$0.17	1,087,336	1,223,445	-136,109	Bullish Bias
4/15/2026	\$0.06	73,920	43,691	30,229	5,038
4/14/2026	-\$0.05	52,015	35,551	16,464	Bearish Bias
4/13/2026	\$0.02	95,817	73,047	22,770	11,385
4/10/2026	-\$0.02	59,551	114,780	-55,229	-27,615
4/9/2026	-\$0.02	49,515	22,533	26,982	Bearish Bias
4/8/2026	-\$0.05	69,158	74,419	-5,261	-1,052
4/7/2026	-\$0.01	110,517	114,094	-3,577	3,577
4/6/2026	\$0.01	98,480	83,129	15,351	15,351
4/2/2026	\$0.06	387,184	354,734	32,450	5,408
4/1/2026	-\$0.03	86,019	117,398	-31,379	-10,460
3/31/2026	\$0.00	168,499	137,508	30,991	Bearish Bias
3/30/2026	\$0.03	96,371	88,936	7,435	2,478
3/27/2026	-\$0.02	115,740	164,562	-48,822	-24,411
3/26/2026	-\$0.07	149,813	124,709	25,104	Bearish Bias
3/25/2026	-\$0.03	332,542	302,653	29,889	Bearish Bias
3/24/2026	-\$0.03	92,135	99,575	-7,440	-2,480
3/23/2026	\$0.06	251,648	172,953	78,695	13,116
3/20/2026	\$0.02	102,770	79,265	23,505	11,753
3/19/2026	\$0.01	396,501	262,135	134,366	134,366
3/18/2026	\$0.14	547,281	309,481	237,800	16,986
3/17/2026	-\$0.04	450,524	425,623	24,901	Bearish Bias
3/16/2026	-\$0.05	431,913	384,085	47,828	Bearish Bias
3/13/2026	-\$1.36	1,292,160	1,562,649	-270,489	-1,989
3/12/2026	\$0.20	300,860	244,397	56,463	2,823
3/11/2026	-\$1.28	679,964	943,184	-263,220	-2,056
3/10/2026	\$0.23	154,319	143,510	10,809	470
3/9/2026	-\$2.22	491,563	466,564	24,999	Bearish Bias
3/6/2026	\$1.23	1,307,047	1,414,039	-106,992	Bullish Bias

The above data is used to calculate if a fair market is being made in the shares of IBG. 52% of recent trading days are positive or bullishly biased and 48% of trading days are negative or bearishly biased. There is a neutral market being made in IBG in the past 31 trading days.

Friction Factor determines if there is normal or abnormal behavior in the price action of the stock when compared to the buying vs. selling trading statistics. It calculates number of net shares of buying or selling to move price +/- one cent.

Here is how to understand Friction Factor:

1. If Friction Factor is positive, more buying than selling caused IBG's price to rise
2. If Friction Factor is negative, more selling than buying caused IBG's price to fall
3. If Friction Factor is 0, there was no discernible activity either way
4. If Friction Factor is abnormal, it means that there is either a bearish bias or a bullish bias to how market makers are making market in your stock.

WWW.DIGITALBD.IO

120 Newport Center Dr Suite 50

Newport Beach, CA 92660

Phone: 949-280-8591

Email: ralph@digitalbd.io

Trading Solutions to Naked Short Selling

All material herein was prepared by DIGITAL BD, Inc. based upon information believed to be reliable. The information contained herein is not guaranteed by DIGITAL BD to be accurate, and should not be considered to be all-inclusive. The companies that are discussed in this opinion have not approved the statements made in this opinion. This opinion contains forward-looking statements that involve risks and uncertainties. This material is for informational purposes only and should not be construed as an offer or solicitation of an offer to buy or sell securities. DIGITAL BD, Inc. owns Global Digital Markets, a FINRA member firm, but DIGITAL BD is not a licensed broker, broker dealer, market maker, investment banker, investment advisor, analyst or underwriter. Please consult a broker before purchasing or selling any securities viewed on or mentioned herein.

DIGITAL BD affiliates, officers, directors and employees have not bought shares of stock discussed in this opinion but IBG has paid \$3,333 per month for data provided in six monthly reports and advertising services. Market commentary provided by Ralph Dillon.

DIGITAL BD will not advise as to when it decides to sell and does not and will not offer any opinion as to when others should sell; each investor must make that decision based on his or her judgment.

All Rights Reserved. Copyright 2025 Digital BD, Inc.

DIGITAL BD WILL ISSUE A VARIETY OF REPORTS ON IBG

REGULATORY & COMPLIANCE NEWS

- Friction Factor – market maker surveillance system tracking Level II market makers in all stocks to determine Price Friction and compliance with new “Fair Market Making Requirements”
- RegSHO Naked Shorts – tracks EVERY failure to deliver in all US stocks and tracks all Threshold Security Lists daily for which stocks have naked shorts that are not in compliance with Regulation SHO

INVESTMENTS & TRADING

- SqueezeTrigger – 40 billion cell database tracks EVERY short sale (not just total short interest) in all US stocks and calculates volume weighted price that a short squeeze will begin in each stock
- Earnings Edge – predicts probability, price move and length of move before and after all US stock earnings reports
- Seasonality – predicts probability, price move and length of move based on exact time of year for all US stocks
- Group Trader – tracks sector rotation and stock correlation to its sector and predicts future moves in ALL sectors and industry groups
- Pattern Scan – automates tracking of every technical pattern and predicts time and size of move in all stocks
- GATS (Global Automated Trading System) – tracks all known trading strategies and qualifies and quantifies which are working best in real time

WHY DIGITAL BD IS BEST CHOICE FOR IBG MARKET INTEGRITY

The data we provide is extremely useful for IBG for the following reasons:

1. Stop naked short selling in shares of IBG
2. Break the market maker hold on Level II box causing so much price friction
3. Our SqueezeTrigger Reports that cross newswires and are sent to our 750,000 users help break the rest of the shorts
4. Discourage new short sellers from shorting your stock
5. Stop the negative perception that dropping stock price places on normal day to day business operations
6. Combined all of these facets help to stop the daily drain that the short attacks have on the company.